

INFORME EJECUCION DE INGRESOS - SECTOR DESCENTRALIZADO

CONTRALORIA GENERAL DE ANTIOQUIA

Unidad de Contabilidad Presupuestal y del Tesoro

INSTITUCION EDUCATIVA EL PEDREGAL

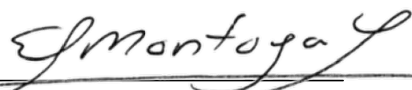
Hoja No 1 de 1

Fecha: 02/07/2021


Mes Reportado: Junio

Vigencia Fiscal:

NIVEL	DESCRIPCION	PRESUPUESTO INICIAL	MODIFICACIONES				PRESUPUESTO DEFINITIVO	RECAUDO MES	RECAUDOS ACUMULADOS	SALDO	%EJECUCION
			ADICIONES	REDUCCIONES	CREDITOS	CONTRA CREDITOS					
06	DOCE DE OCTUBRE	106,109,602	64,544,463				170,654,065	39,599	159,043,253	11,610,812	0.02%
06921	921	106,109,602	64,544,463				170,654,065	39,599	159,043,253	11,610,812	0.02%
069210604	PEDREGAL	106,109,602	64,544,463				170,654,065	39,599	159,043,253	11,610,812	0.02%
06921060410500101915	INSTITUCION EDUCATIVA EL PEDR	106,109,602	64,544,463				170,654,065	39,599	159,043,253	11,610,812	0.02%
06921060410500101915	INGRESOS	106,109,602	64,544,463				170,654,065	39,599	159,043,253	11,610,812	0.02%
06921060410500101915	INGRESOS CORRIENTES	106,069,602	6,821,637				112,891,239	34,880	101,302,499	11,588,740	0.03%
06921060410500101915	INGRESOS OPERACIONALES	11,752,600					11,752,600	34,880	163,860	11,588,740	0.30%
06921060410500101915	Ingresos por Contrato de Concesión	10,900,000					10,900,000			10,900,000	0.00%
06921060410500101915	Ingresos por Contrato de Concesión	10,900,000					10,900,000			10,900,000	0.00%
06921060410500101915	Certificados egresados por fuera del siste	852,600					852,600	34,880	163,860	688,740	4.09%
06921060410500101915	Certificados egresados por fuera del siste	852,600					852,600	34,880	163,860	688,740	4.09%
06921060410500101915	INGRESOS SGP GRATUIDAD	94,317,002	6,821,637				101,138,639		101,138,639		0.00%
06921060410500101915	Transferencias Nacionales SGP Gratuida	94,317,002	6,821,637				101,138,639		101,138,639		0.00%
06921060410500101915	Transferencias Nacionales SGP Gratuida	94,317,002	6,821,637				101,138,639		101,138,639		0.00%
06921060410500101915	RECURSOS DE CAPITAL	40,000	57,722,826				57,762,826	4,719	57,740,754	22,072	0.01%
06921060410500101915	RECURSOS DEL BALANCE		57,722,826				57,722,826		57,722,826		0.00%
06921060410500101915	Otros Recursos del Balance		57,722,826				57,722,826		57,722,826		0.00%
06921060410500101915	Otros Recursos del Balance recursos pro		2,738,216				2,738,216		2,738,216		0.00%
06921060410500101915	Otros Recursos del Balance SGP		54,984,610				54,984,610		54,984,610		0.00%
06921060410500101915	INGRESOS FINANCIEROS	40,000					40,000	4,719	17,928	22,072	11.80%
06921060410500101915	Rendimientos de operaciones financiera:	5,000					5,000	89	426	4,574	1.78%
06921060410500101915	Rendimientos de operaciones financiera:	5,000					5,000	89	426	4,574	1.78%
06921060410500101915	Rendimientos de operaciones financiera:	35,000					35,000	4,630	17,502	17,498	13.23%
06921060410500101915	Rendimientos de operaciones financiera:	35,000					35,000	4,630	17,502	17,498	13.23%



EDWIN FERNEY MONTOYA VELÁSQUEZ
RECTOR



DIANA MARIA ALZATE ECHAVARRIA
TESORERO


RECURSOS ADMINISTRADOS <input checked="" type="checkbox"/>		RECURSOS DE LA NACIÓN <input type="checkbox"/>												
IDENTIFICACION PRESUPUESTAL	DESCRIPCIÓN	APROPIACION INICIAL	MODIFICACIONES			APROPIACION DEFINITIVA	COMPROMISOS	OBLIGACIONES	PAGOS	SALDO COMPROMISOS	SALDO OBLIGACIONES	SALDO APROPIACION	%EJEC	
			TRASLADOS		ADICIONES									REDUCCIONES
			CREDITOS	CONTRACRE										
06	DOCE DE OCTUBRE	106,109,602			64,544,463	170,654,065	57,773,228	15,944,625	15,044,625	41,828,603	900,000	112,880,837	33.85%	
06921	921	106,109,602			64,544,463	170,654,065	57,773,228	15,944,625	15,044,625	41,828,603	900,000	112,880,837	33.85%	
069210604	PEDREGAL	106,109,602			64,544,463	170,654,065	57,773,228	15,944,625	15,044,625	41,828,603	900,000	112,880,837	33.85%	
069210604105001019194	INSTITUCION EDUCA	106,109,602			64,544,463	170,654,065	57,773,228	15,944,625	15,044,625	41,828,603	900,000	112,880,837	33.85%	
0692106041050010191942	GASTOS	106,109,602			64,544,463	170,654,065	57,773,228	15,944,625	15,044,625	41,828,603	900,000	112,880,837	33.85%	
06921060410500101919421	GASTOS DE FUNCION	77,109,602			19,722,826	96,832,428	30,390,748	11,503,042	10,603,042	18,887,706	900,000	66,441,680	31.38%	
06921060410500101919421	GASTOS DE PERSONA	24,950,000			10,622,826	35,572,826	22,995,148	8,684,598	7,784,598	14,310,550	900,000	12,577,678	64.64%	
06921060410500101919421	CONTRATAACION DE S	24,950,000			10,622,826	35,572,826	22,995,148	8,684,598	7,784,598	14,310,550	900,000	12,577,678	64.64%	
06921060410500101919421	CONTRATAACION DE S	24,950,000			10,622,826	35,572,826	22,995,148	8,684,598	7,784,598	14,310,550	900,000	12,577,678	64.64%	
06921060410500101919421	Remuneración servicios	17,300,000			7,000,000	24,300,000	11,736,998	3,284,598	3,284,598	8,452,400		12,563,002	48.30%	
06921060410500101919421	Remuneración servicios	17,300,000			7,000,000	24,300,000	11,736,998	3,284,598	3,284,598	8,452,400		12,563,002	48.30%	
06921060410500101919421	Prestación de servicios p	7,650,000			3,622,826	11,272,826	11,258,150	5,400,000	4,500,000	5,858,150	900,000	14,676	99.87%	
06921060410500101919421	Prestación de servicios p	7,650,000			3,622,826	11,272,826	11,258,150	5,400,000	4,500,000	5,858,150	900,000	14,676	99.87%	
06921060410500101919421	GASTOS GENERALES	52,159,602			9,100,000	61,259,602	7,395,600	2,818,444	2,818,444	4,577,156		53,864,002	12.07%	
06921060410500101919421	ADQUISICIÓN DE BIE	43,839,602			7,000,000	50,839,602	975,600			975,600		49,864,002	1.92%	
06921060410500101919421	ADQUISICIÓN DE BIE	43,839,602			7,000,000	50,839,602	975,600			975,600		49,864,002	1.92%	
06921060410500101919421	Compra de Equipos	14,550,000				14,550,000						14,550,000	0.00%	
06921060410500101919421	Compra de Equipos	14,550,000				14,550,000						14,550,000	0.00%	
06921060410500101919421	Materiales y suministros	29,289,602			7,000,000	36,289,602	975,600			975,600		35,314,002	2.69%	
06921060410500101919421	Materiales y suministros	11,757,600			2,738,216	14,495,816						14,495,816	0.00%	
06921060410500101919421	Materiales y suministros	17,532,002			4,261,784	21,793,786	975,600			975,600		20,818,186	4.48%	
06921060410500101919421	ADQUISICIÓN DE SER	8,320,000			2,100,000	10,420,000	6,420,000	2,818,444	2,818,444	3,601,556		4,000,000	61.61%	
06921060410500101919421	SERVICIOS PUBLICOS	4,320,000			2,100,000	6,420,000	6,420,000	2,818,444	2,818,444	3,601,556			100.00%	
06921060410500101919421	Servicio de Teléfono	4,320,000			2,100,000	6,420,000	6,420,000	2,818,444	2,818,444	3,601,556			100.00%	
06921060410500101919421	Servicio de Teléfono	4,320,000			2,100,000	6,420,000	6,420,000	2,818,444	2,818,444	3,601,556			100.00%	
06921060410500101919421	IMPRESOS Y PUBLICA	4,000,000				4,000,000						4,000,000	0.00%	
06921060410500101919421	Impresos y publicaciones	4,000,000				4,000,000						4,000,000	0.00%	
06921060410500101919421	Impresos y publicaciones	4,000,000				4,000,000						4,000,000	0.00%	
06921060410500101919422	GASTOS DE INVERSI	29,000,000			44,821,637	73,821,637	27,382,480	4,441,583	4,441,583	22,940,897		46,439,157	37.09%	
06921060410500101919422	PROYECTOS DE FORT	14,000,000			32,821,637	46,821,637	15,451,480	4,441,583	4,441,583	11,009,897		31,370,157	33.00%	
06921060410500101919422	PROYECTOS DE FORT	14,000,000			32,821,637	46,821,637	15,451,480	4,441,583	4,441,583	11,009,897		31,370,157	33.00%	
06921060410500101919422	PROYECTOS DE FORT	14,000,000			32,821,637	46,821,637	15,451,480	4,441,583	4,441,583	11,009,897		31,370,157	33.00%	
06921060410500101919422	Transporte Escolar				1,200,000	1,200,000						1,200,000	0.00%	
06921060410500101919422	Transporte Escolar				1,200,000	1,200,000						1,200,000	0.00%	
06921060410500101919422	Actividades pedagógicas	5,000,000				5,000,000						5,000,000	0.00%	
06921060410500101919422	Actividades pedagógicas	5,000,000				5,000,000						5,000,000	0.00%	
06921060410500101919422	Dotacion institucional de	9,000,000			31,621,637	40,621,637	15,451,480	4,441,583	4,441,583	11,009,897		25,170,157	38.04%	
06921060410500101919422	Dotacion institucional de	9,000,000			31,621,637	40,621,637	15,451,480	4,441,583	4,441,583	11,009,897		25,170,157	38.04%	
06921060410500101919422	PROYECTOS DE INFR.	15,000,000			12,000,000	27,000,000	11,931,000			11,931,000		15,069,000	44.19%	
06921060410500101919422	PROYECTOS DE INFR.	15,000,000			12,000,000	27,000,000	11,931,000			11,931,000		15,069,000	44.19%	

RECURSOS ADMINISTRADOS

RECURSOS DE LA NACIÓN

IDENTIFICACION PRESUPUESTAL	DESCRIPCIÓN	APROPIACION INICIAL	MODIFICACIONES			APROPIACION DEFINITIVA	COMPROMISOS	OBLIGACIONES	PAGOS	SALDO COMPROMISOS	SALDO OBLIGACIONES	SALDO APROPIACION	%EJEC	
			TRASLADOS		ADICIONES									REDUCCIONES
			CREDITOS	CONTRACRE										
06921060410500101919422	PROYECTOS DE INFR.	15,000,000			12,000,000		27,000,000	11,931,000			11,931,000		15,069,000	44.19%
06921060410500101919422	Mantenimiento de infrae	15,000,000			12,000,000		27,000,000	11,931,000			11,931,000		15,069,000	44.19%
06921060410500101919422	Mantenimiento de infrae	15,000,000			12,000,000		27,000,000	11,931,000			11,931,000		15,069,000	44.19%


 EDWIN FERNEY MONTOYA VELÁSQUEZ
 RECTOR


 DIANA MARIA ALZATE ECHAVARRIA
 TESORERO